


# Pikes Peak Radio Control Club Newsletter

Volume 42 / Issue 09 / September 2014



AMA Club Number 179 / 2616 Glen Arbor Dr. / Colorado Springs, Colorado 80920  
Phone: 719-329-1600 / Website: www.pprcflyers.net



Club President – Rod Hart / Club Vice President – Eric Sauley  
Club Safety Officer – Rick Paquin / Club Treasurer – Adam Heffington  
Club Secretary – Keith Davis / Club Newsletter & Website Manager – Keith Davis

<p><b>Next PPRCC Meeting:</b> 7:00pm / September 2nd (Tue) 2014 @ Antelope Ridge Community Center</p>	<p><b>Local RC events happening this month:</b></p> <ul style="list-style-type: none"> <li>• Warbirds over the Rockies</li> <li>•</li> </ul>
---	--

## Last Month's Minutes . . . (August meeting)



Meeting Started: 7:00 pm  
Meeting Adjourned: 8:15 pm  
Members Attended: 24  
Visitors: 0

### New Business:

- 1) Club President Rod Hart, spoke about the FAA's decision to extend their deadline in receiving AMA member comments on the issue of Quads, drones and RC airplanes. Rod encouraged everyone to write the FAA, through the AMA website to express your opinion.
- 2) Club Treasurer Adam Heffington, spoke about the club's July's finances. He stated the club did well enough during the recent club events, to come out just about even between expenses and profits.
- 3) Club Secretary Keith Davis, informed everyone the local news recently stated due to the increase in rain these past several weeks, the mosquito population is on the rise and in the Fort Collins area, 50% of the mosquitoes have been found to carry the West Nile Virus. No human cases have been reported yet, so don't forget to use your bug spray!

### Old Business:

- 1) Club member Ben Woofert, spoke about the club's flight training program. He said that all of the trainers are having fun with the new flyers. The training program will officially be over for the summer September 28th.

\*\*\*\*\*

## You're Having a Bad RC Day. . .



**"When you finally get your son out to the airfield to show him how easy it is to fly, but the very first flight did not go so well."**

\*\*\*\*\*

+++++

## 3D Printer Technology

By Keith Davis



The 3D printer technology has been out for a few years now and it has finally made its way out to the PPRCC flying field.

Brett, one of our club members, works with a high-end 3D printer at his job. Larry, another one of our club members, was looking for a new cockpit module to install in his Lightning jet that he is currently working on. Well the two of them got together and came up with an excellent final product 3D built cockpit module.



"Larry brought his Lightning Cockpit module out to the airfield. The photos do not show the full quality and detail of the module, but the final outcome is quite impressive."



"Brett said the cockpit was made in twenty separate pieces or sections, then glued together. We hope to see the Lightning and its cockpit at a future "Show & Tell." Larry will have plenty to talk about! The pilot is not a 3D printer item."

+++++

+++++

## Show & Tell Item - I

Rick Paquin's World Models GS Zero



"Rick said this was World Models Zero #5 that he has owned. The previous Zero's were built, given a different color scheme, then sold. Rick kept this Zero stock green, installed a DLE 35cc gas engine, a heavy duty tail-wheel and Robart retracts. The plane has an 80" ws and weighs 13-14lbs. The plane has not flown yet."

+++++



\*\*\*\*\*

# All about Military Airplanes



By Keith Davis

The Northrop P-61 Black Widow was considered one of the most advanced night fighters during WWII. With its high-tech radar system, high speed and heavy armament, the Black Widow quickly gained a "Killer" reputation towards the end of WWII.

During its short military career from October 1943 to August 1954 over 700 P-61's were built, only to have 4 remaining in the world today.

- P-61B-15NO c/n 1234 AAF Ser. No. 42-39715 is currently on outside display at the Beijing University of Aeronautics and Astronautics in China. But recent reports indicates the condition and location of the plane have changed. Non-flying condition.
- P-61C-1NO c/n 1376 AF Ser. No. 43-8330, is on display at the Steven F. Udvar-Hazy Center of the National Air and Space Museum in Chantilly, Virginia. Non-flying condition.
- P-61C-1NO c/n 1399 AAF Ser. No. 43-8353 is currently on display at the National Museum of the United States Air Force at Wright-Patterson AFB in Dayton, Ohio. Non-flying condition.

This article is about P-61 #4: P-61B-1NO c/n 964 AAF Ser. No. 42-39445, which is under restoration to flying status by the Mid-Atlantic Air Museum in Reading, Pennsylvania.



**"The P-61 crash site was found nearly 3 decades ago, on top of a New Guinea mountain top and recovered by the Mid-Atlantic Air Museum."**

The Mid-Atlantic Air Museum is currently in the process of restoring their P-61 back into flying condition, hoping to become the world's only flyable Black Widow.

Of course logistics, duplicating parts, replacing parts and finances is of major concerns in completing the project. But the museum is still hoping to complete the P-61 restoration project in a few more years.



**"The pilot's station was recently refurbished back to near-flying condition."**



**"The P-61 airframe was rolled out to be on display at the 2012 Mid-Atlantic Air Museum air show."**

You can view the museum's website at:  
**[www.maam.org](http://www.maam.org)**

From the front page click on "P-61 Black Widow Project" and you can follow the progress through pictures and text of the restoration program.

**Did You Know?** During WWII it cost \$190,000 to build a single P-61 Black Widow.

\*\*\*\*\*

\*\*\*\*\*

# 2014 Pikes Peak Regional Airshow

By Keith Davis



If you missed it, it was a really nice Pikes Peak Regional airshow during the weekend of August 9th and 10th. There were over 40 operational and flyable WWII airplanes, that actually flew during the two-day event.

However, this article is not about the airshow, but about the PPRCC members that volunteered their time in support of the event.



**"Left to Right: Ben Woofter, Jim Murphy, Doug Ransom and Rick Paquin. Rod Hart was there but out on parking lot duty and Greg Moore also volunteered but wasn't available for the photo."**

The airshow allowed PPRCC to set up a RC display section and present their RC airplanes and jets to the public. The guys were there for two days, however I came by on Sunday to see what they were up to. Between the six of them, they had about 10 airplanes on display, from Ben's medical Cub, Rick's Zero, Doug's Cougar, Murphy's Thunderbolt and several of Greg's jets.



**"Rick's Zero on display."**

The RC crew stayed pretty busy throughout the weekend. But when the afternoon rains moved in, the hundreds of spectators had nowhere to go but inside the hangers until the showers past. And that's when things really got busy!

The PPRCC displays were suddenly packed with spectators, admiring the RC planes while the rain poured down.



**"Ben looks on as Rick explains jet fundamentals. Murphy and Doug are in the background, explaining airplane fundamentals."**

They received plenty of questions like, how far can they fly, how high can they fly, how fast can they fly, how long can they fly, and of course the most important question was, how much do they cost! But the PPRCC crew withstood the afternoon onslaught and the club may have even picked up a few new club members!



**"A few of Greg's jets on display."**

Thanks to those club members who represented the club in a professional manner and sticking it out for two straight days, especially if you knew the amount of kids that were there!

\*\*\*\*\*



\*\*\*\*\*

## Name that Plane's Nickname!




By Tom McCallum and Keith Davis

Throughout aviation history, airplanes have been given nicknames from their own pilots, their friends and their foes. Some nicknames were flattering, others not so flattering. Can you name that plane's nickname?



Chance Vought Corsair II:

- A) SLUF
- B) Slow and steady
- C) Slow but deadly



Boeing B-52 Stratofortress:

- A) BUFF
- B) Big Bad Bomber
- C) Stone-age producer

**Last month's answers:**

While being assigned to Okinawa, Japan, the Lockheed SR-71 Blackbird was nicknamed the "Habu" by the local population. The Habu is a swift, black snake native to the island.

The Curtiss SB2C Helldiver was not liked by many of the pilots that previously flew the SBD Dauntless. The Helldiver still had many issues that was not completely resolved before being released for service. Therefore the plane got the nickname "[Son-of-a-Bitch Second Class](#)" based on its nomenclature (SB2C) and many problems.


\*\*\*\*\*

\*\*\*\*\*

## Show & Tell Item - II



Ben Woofter's Gyrocopter



"Ben brought in his third Gyrocopter project, this one built from PDF plans on RC Groups. The Gyrocopter weighs approx 1 lb, operates on one brushless motor and 3 metal gear, high-torque servos. Ben is now getting so efficient in producing blades, it only takes him about 30 minutes to complete a 3-blade set."

\*\*\*\*\*

+++++

**Show & Tell**  
**Item - III**

Dan Brunson's F-16 (Kit) Project



"Dan updated us on his Phil Avon kit (From England) F-16 Falcon project. The jet is now ready for its first taxi test and in a few weeks, will be ready for its maiden flight. This sleek jet weighs 28 lbs with a P-180 turbine engine producing 30 lbs of thrust. Dan plans on keeping the color scheme white for at least the first few flights."

+++++

+++++

**Show & Tell**  
**Item - IV**

Doug Ransom's refurbished Tiger II



"Doug's Goldberg Tiger II kit is over ten years old and he decided it was time for an overhaul on the plane. The plane now has new covering and color scheme, taller and heavier wire landing gear and a new canopy. It still has the same O.S. engine. Doug has already flown the plane several times and he said it was like having a brand new airplane!"

+++++



+++++

# Family, Friends, Food & Flying!

By Keith Davis



PPRCC held its annual Family Day & Swap Meet in August and no one went home disappointed. The weather was good, lots of items were brought out to sell and plenty of people came out to fly and eat!



**"Family Day & Swap Meet was the day to sell new and pre-owned RC items, only to make room at home for new RC items!"**

While flying started first thing in the morning, others were already preparing the vast amounts of food and drinks that was brought in for the lunch buffet. The club purchased the main course meal of baked and fried chicken while club and family members brought all of the side dishes and drinks. But everyone had to remain patient, lunch wasn't until 1100 am.



**"All types of food and drink were available, there was no way that anyone went home hungry that day!"**

So until then, there was nothing else to do but to fly, buy and sell. Plenty of good deals were out there, one person was selling brand new Du Bro fuel tanks, all sizes for \$1.00 each, another person was getting out of the hobby and selling his RC items dirt cheap. This was a great way for a person new to the hobby to start collecting RC planes and accessories.



**"Pilots of all ages came out to enjoy the great weather for flying."**



**"And of course people of all ages came out to enjoy the great weather for eating!"**

Lunch was finally served at 1100 am and lasted for a good two hours. Everything from chicken, potato salad and deviled eggs to chips, fruit and salad was available.

The Family Day & Swap Meet event lasted until 3:00 pm and I'm sure plenty of good RC deals were made throughout the day, at least lunch was good! You can view the club website to see plenty more photos of the event. Thanks to all that participated, volunteered or just came out to eat!

+++++

# Pikes Peak RC Hobbies



## Upcoming RC Events:

- **Sep 2nd (Tue) 2014 - PPRCC Meeting**
- **Sep 12th-13th-14th (Fri-Sat-Sun) 2014 - Warbirds over the Rockies**
- **Oct 7th (Tue) 2014 - PPRCC Meeting**
- **Nov 4th (Tue) 2014 - PPRCC Meeting**

